


Pastry line

COLLECTION



JBG2

Pastry line



Elegant RDEL-05 1400 GBT



3M2



R290



- working temperature – straight modules from 0°C to 2°C; corner NW45 from 2°C to 4°C; corner NZ45 from 4°C to 8°C

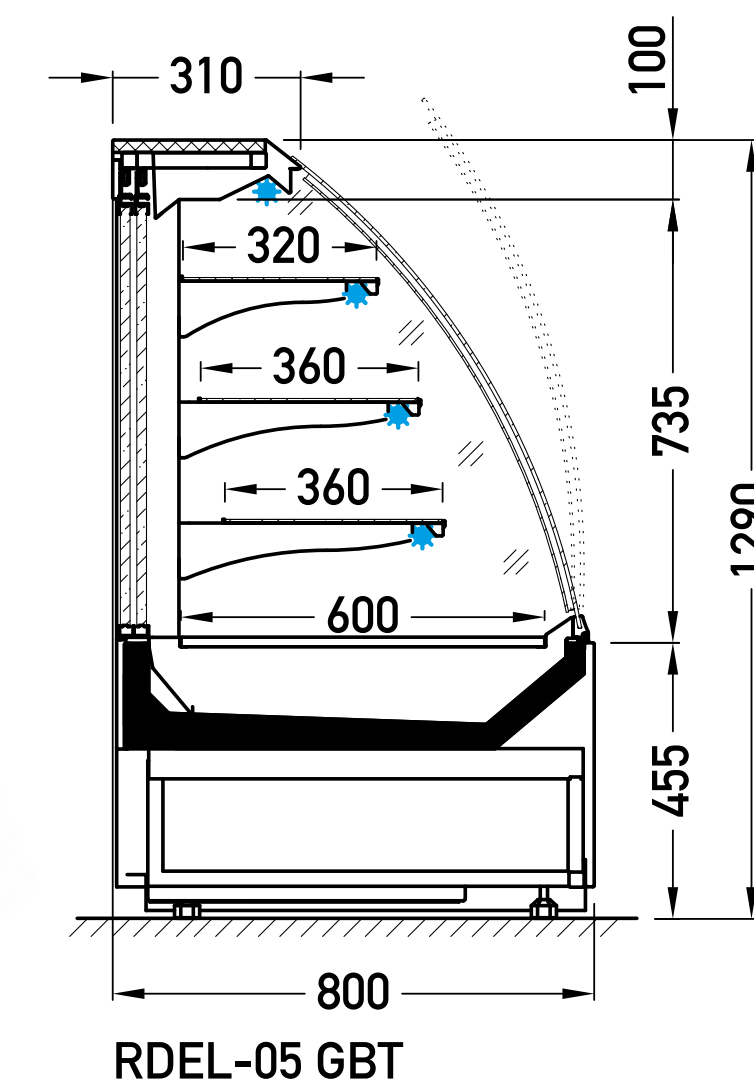
- electrical defrosting
- automatic evaporation of condensate
- electronic controller with temperature indicator

• energy saving fans

- exposition: 3 suspended glass shelves + bottom made of powder coated, zinc-coated metal plate
- shelves support and bottom shelf in grey color RAL 7004
- back doors, sliding, double glazed (in corner and 0600 modules hinged door)
- **lighting – top and each shelf – energy-saving, LEDit, WW-2**
- sidewalls integrated with thermopane glass, with screen printing



MODULES 0600 0900 1400
NZ45 NW45



Pastry line



Elegant RDEL-06 1400

BCA | self service



3M2



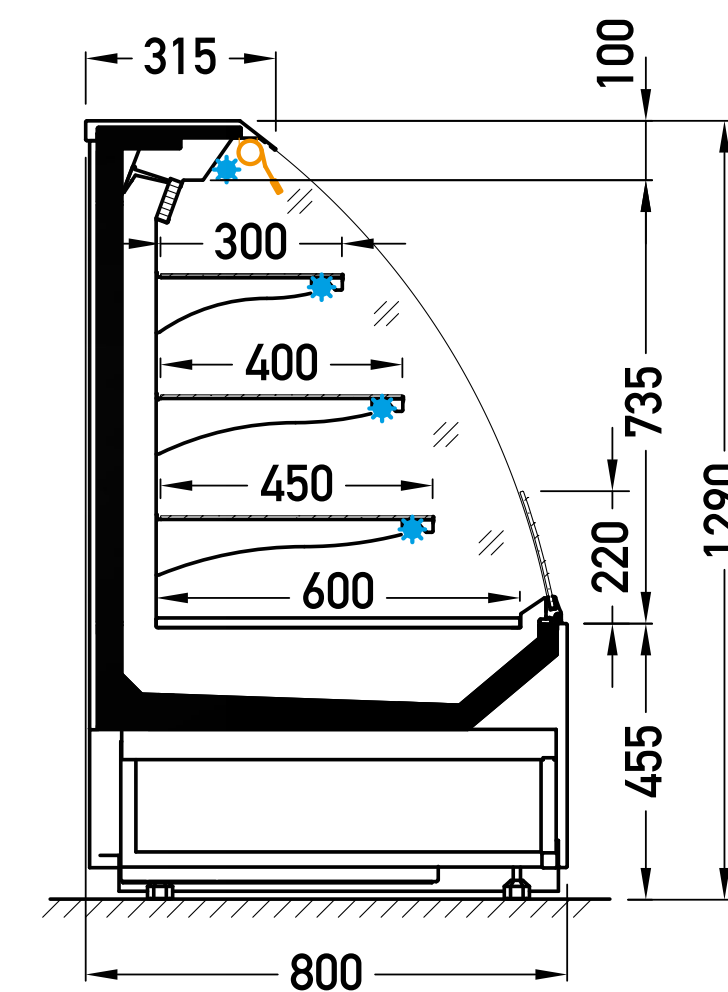
R290



- working temperature: from 2°C to 4°C
- electrical defrosting
- automatic evaporation of condensate
- electronic controller with temperature indicator
- **energy saving fans**
- exposition: 3 suspended glass shelves + bottom made of powder coated, zinc-coated metal plate
- shelves support and bottom shelf in grey colour RAL 7004
- **lighting – top and each shelf – energy-saving, LEDit, WW-2**
- sidewalls integrated with thermopane glass, with screen printing
- mechanical night blind



MODULES 0600 0900 1200 1400



RDEL-06 BCA

Pastry line

Elegant RDEL-21 1400 GDT



3M2



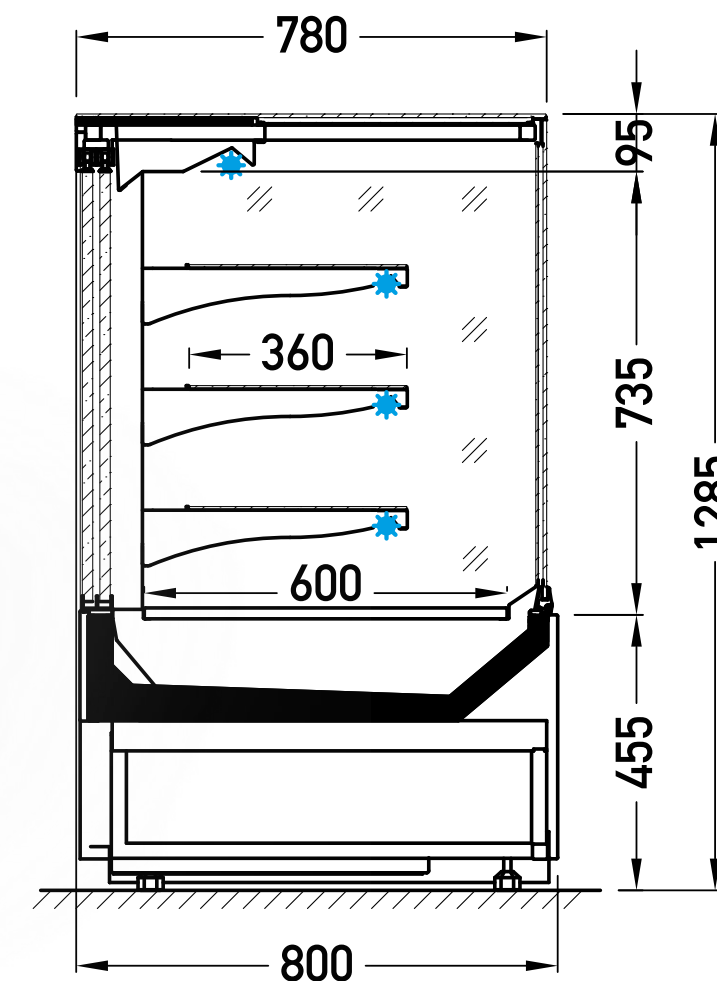
R290



- working temperature – straight modules from 2°C to 4°C; corner NZ45 from 2°C to 4°C; corner NZ90 from 4°C to 8°C
- electrical defrosting
- automatic evaporation of condensate
- electronic controller with temperature indicator
- **energy saving fans**
- exposition: 3 suspended glass shelves + bottom made of powder coated, zinc-coated metal plate
- shelves support and bottom shelf in grey colour RAL 7004
- back doors, sliding, double glazed (in corner and 0600 modules hinged door)
- **lighting – top and each shelf – energy-saving, LEDit, WW-2**
- sidewalls integrated with thermopane glass, with screen printing



MODULES 0600 0900 1400
NZ45 NZ90



RDEL-21 GDT

Pastry line

Elegant RDEL-22 0900
BSA | self service



3M2



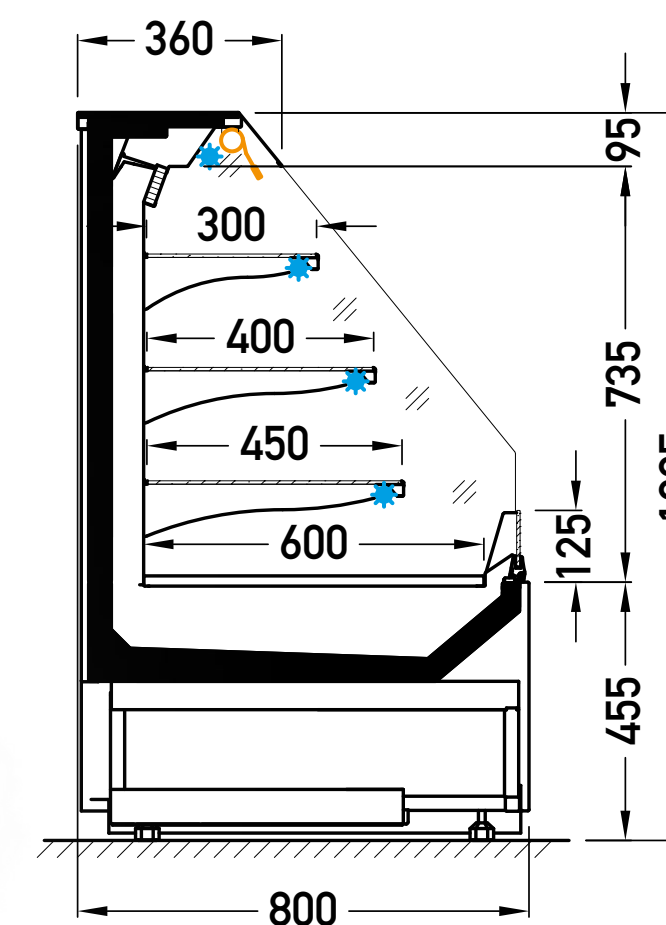
R290



- working temperature: from 2°C to 4°C
- electrical defrosting
- automatic evaporation of condensate
- electronic controller with temperature indicator
- **energy saving fans**
- exposition: 3 suspended glass shelves + bottom made of powder coated, zinc-coated metal plate
- shelves support and bottom shelf in grey colour RAL 7004
- **lighting – top and each shelf – energy-saving, LEDit, WW-2**
- sidewalls integrated with thermopane glass, with screen printing
- mechanical night blind



MODULES 0900 1400




RDEL-22 BSA

Pastry line

Etna RDET-21 1400

GST | self service



3M2



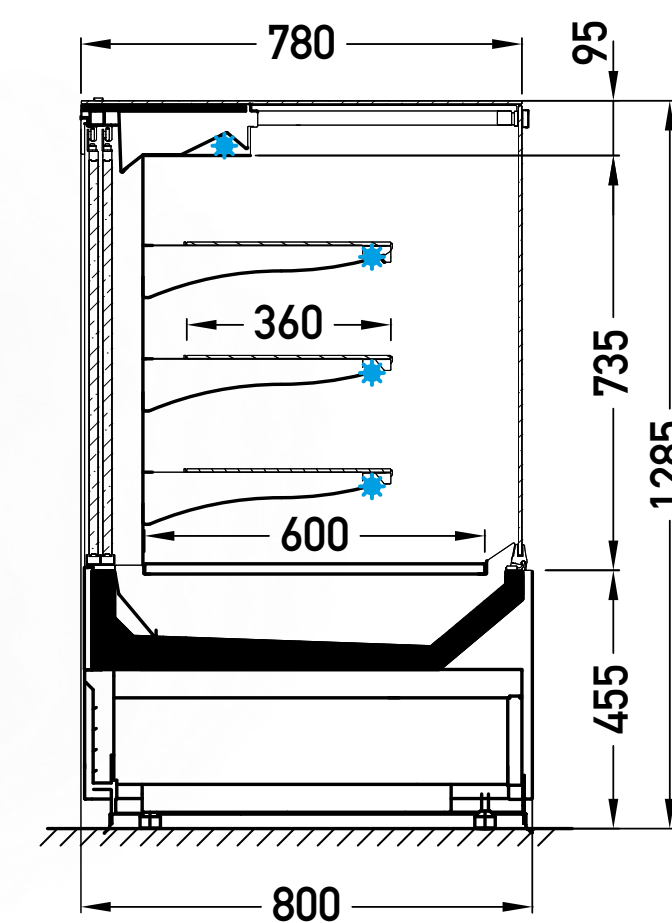
R290



- working temperature: from 4°C to 8°C
- electrical defrosting
- automatic evaporation of condensate
- electronic controller with temperature indicator
- **energy saving fans**
- exposition: 3 suspended glass shelves + bottom made of powder coated, zinc-coated metal plate
- shelves support and bottom shelf in grey colour RAL 7004
- back doors, sliding, double glazed
- **lighting – top and each shelf – energy-saving, LEDit, WW-2**
- sidewalls integrated glass, with screen printing



MODULES 0900 1400



RDET-21 GST



JBG-2 Sp. z o.o. ul. Gajowa 5, 43-254 Warszowice, **Poland**

Office:

E-mail: info@jbg2.com

+48 32 494 00 00

jbg2.com